



# TINKER AIR FORCE BASE

## ECONOMIC IMPACT STATEMENT FY18 STATE



### About the Statement

The Economic Impact Statement provides information about the economic impact of Tinker Air Force Base on the surrounding community. It is made available to federal, state and local officials and the general public.

An installation's economic impact on the local community is calculated by identifiable off-base local area spending from gross expenditures. All financial figures are rounded to the nearest dollar.

### At a Glance

There are 31,295 total personnel within Tinker Air Force Base, including 6,944 military, 4,631 military dependents and 19,720 civilians. Tinker AFB had an annual federal payroll of \$1.82 billion and annual expenditures of \$1.43 billion. Annually, Tinker AFB generates approximately \$1.58 billion in jobs created with a total of \$4.83 billion in total annual economic impact.

### PERSONNEL STRENGTH

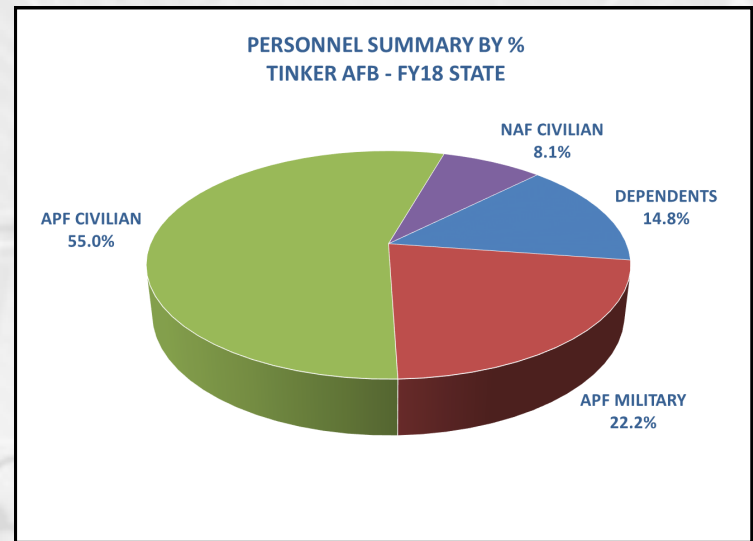
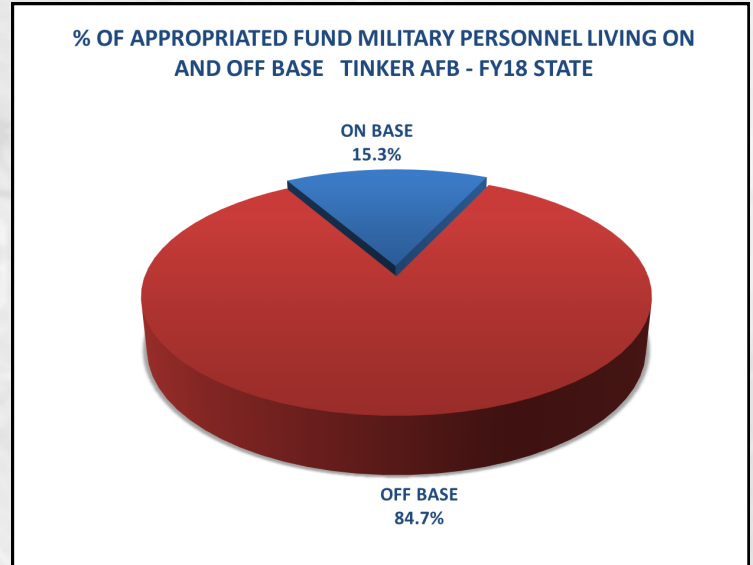
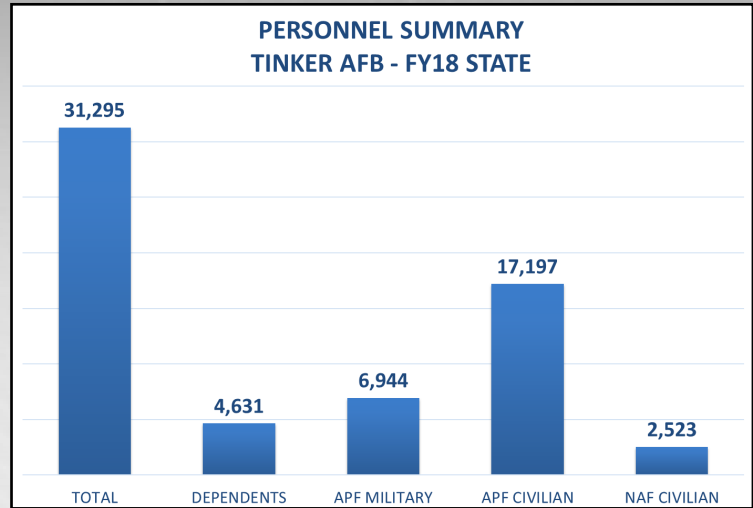
Military + Dependents	11,575
Civilians + NAF Civilian	19,720
<b>TOTAL</b>	<b>31,295</b>

### SUMMARY OF PERSONNEL

APPROPRIATED FUND & MILITARY	LIVING ON BASE	LIVING OFF BASE	TOTAL
Active Duty	1,046	4,335	5,381
Air National Guard/Reserve	14	1,520	1,534
Non-Extended ANG/AR	1	28	29
Trainees/Cadets	0	0	0
<b>TOTAL</b>	<b>1,061</b>	<b>5,883</b>	<b>6,944</b>

APPROPRIATED FUND CIVILIAN	
General Schedule	9,966
Federal Wage Board	7,087
Other	144
<b>TOTAL</b>	<b>17,197</b>

NON-APPROPRIATED FUND CONTRACT, CIVILIANS & PRIVATE BUSINESS	
Civilian NAF	319
Civilian BX	252
Contract Civilians (not elsewhere included)	1,855
Private Businesses On Base, By Type	97
Branch Banks/Credit Union	41
Other Civilians (not elsewhere included)	56
<b>TOTAL</b>	<b>2,523</b>





# TINKER AIR FORCE BASE

## ECONOMIC IMPACT STATEMENT FY18 STATE

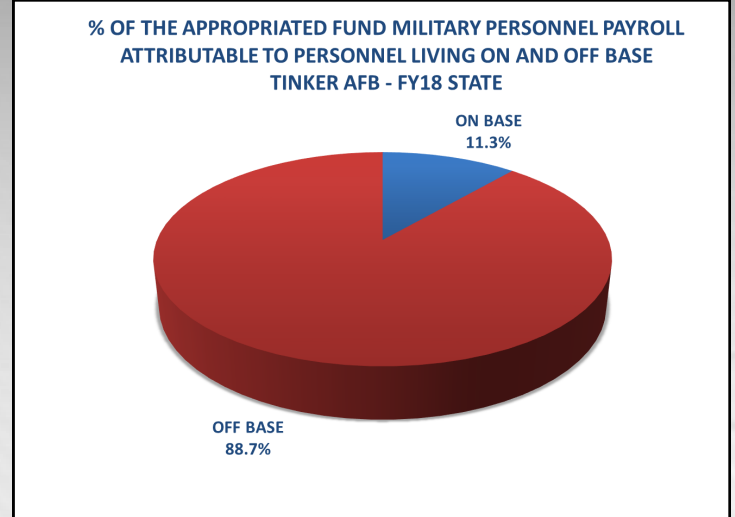


### SUMMARY OF SALARIES

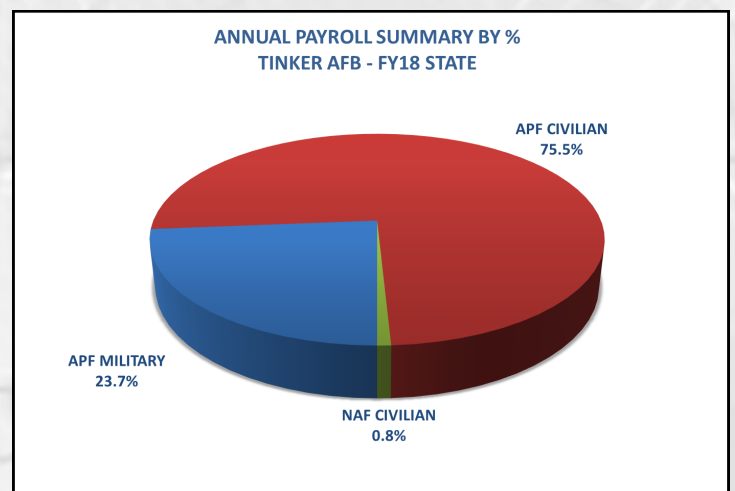
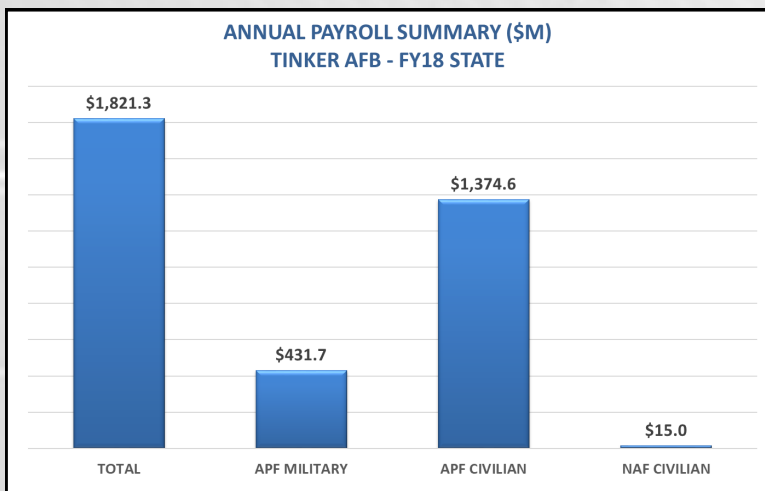
APPROPRIATED FUND MILITARY	LIVING ON BASE	LIVING OFF BASE	TOTAL
Active Duty	\$48,398,764	\$330,609,154	\$379,007,918
Air National Guard Reserve	\$494,999	\$51,719,906	\$52,214,905
Trainees/Cadets	\$0	\$0	\$0
Non-Extended Active Duty ANG/ Reserve	\$10,618	\$510,688	\$521,306
<b>TOTAL</b>	<b>\$48,904,381</b>	<b>\$382,839,748</b>	<b>\$431,744,129</b>

APPROPRIATED FUND CIVILIANS	
General Schedule	\$894,398,460
Federal Wage Board	\$473,093,936
Other	\$7,108,135
<b>TOTAL</b>	<b>\$1,374,600,530</b>

NON-APPROPRIATED FUND CONTRACT CIVILIAN AND PRIVATE BUSINESS	
Civilian NAF	\$6,387,059
Civilian BX	\$5,155,428
Contract Civilians (not elsewhere included)	\$0
Private Businesses On Base, By Type	\$3,423,372
Branch Banks/Credit Union	\$1,177,987
Other Civilians (not elsewhere included)	\$2,245,385
<b>TOTAL</b>	<b>\$14,965,859</b>



**TOTAL PAYROLL: \$1,821,310,518**





# TINKER AIR FORCE BASE

## ECONOMIC IMPACT STATEMENT FY18 STATE

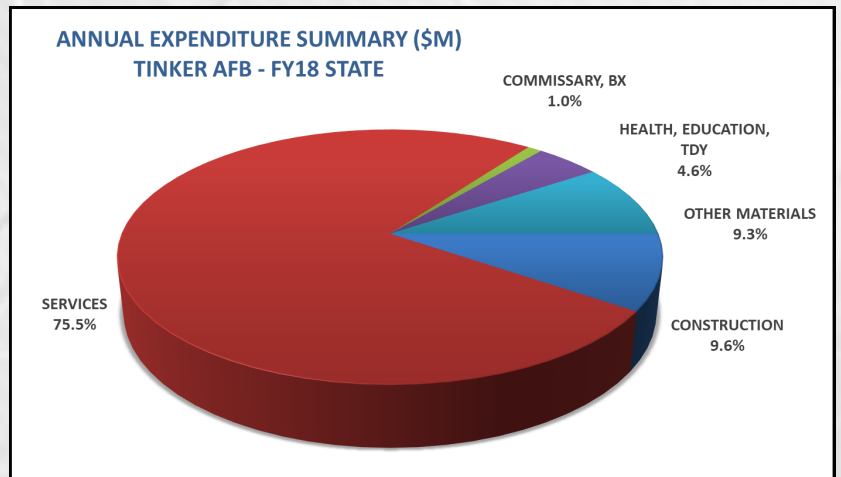
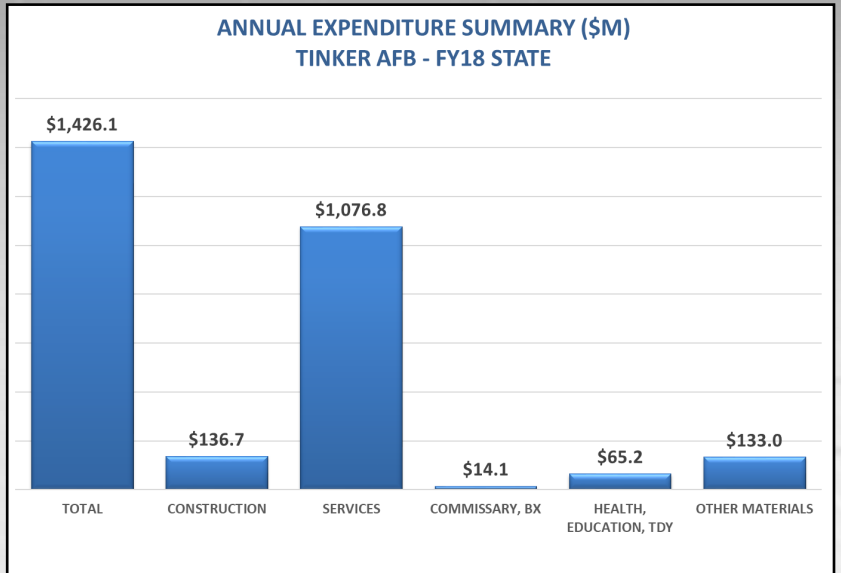


### SUMMARY OF ANNUAL EXPENDITURES

EXPENDITURES FOR CONSTRUCTION	
Military Construction Program	\$114,643,526
Non-Appropriated Fund	\$0
Military Family Housing	\$0
O&M	\$21,940,837
Other	\$117,297
<b>TOTAL</b>	<b>\$136,701,660</b>

EXPENDITURES FOR SERVICES	
Services Contracts	\$1,076,668,390
Other Services (not elsewhere Included)	\$144,431
<b>TOTAL</b>	<b>\$1,076,812,821</b>

EXPENDITURES FOR PROCUREMENT OF MATERIALS, EQUIPMENT & SUPPLIES	
Commissary	\$343,930
Base Exchange BX)	\$14,117,724
Health (CHAMPUS, Government cost only)	\$54,801,948
Education (Impact aid and tuition assistance)	\$7,141,077
TDY	\$3,224,339
Other Materials, Equipment & Supplies (not included elsewhere)	\$133,009,038
<b>TOTAL</b>	<b>\$212,638,056</b>



**TOTAL EXPENDITURES:**

**\$1,426,152,537**





# TINKER AIR FORCE BASE

## ECONOMIC IMPACT STATEMENT FY18 STATE



### ESTIMATE OF NUMBER & DOLLAR VALUE OF INDIRECT JOBS CREATED

Type of Personnel	# of Base Jobs	Multiplier	# of Indirect Jobs
Active Duty Military	5,381	0.50	2,691
Reserve/ANG/Trainees	1,563	0.21	328
APF Civilians	17,197	1.59	27,343
Other Civilians	2,523	1.59	4,012
<b>TOTAL</b>	<b>26,664</b>		<b>34,374</b>

ESTIMATED NUMBER OF INDIRECT JOBS CREATED: 34,374

AVERAGE ANNUAL PAY : \$46,070 x

**ESTIMATED ANNUAL DOLLAR VALUE OF JOBS CREATED: \$1,583,610,180**

### ★ TOTAL ANNUAL ECONOMIC IMPACT ★

ANNUAL PAYROLL: \$1,821,310,518

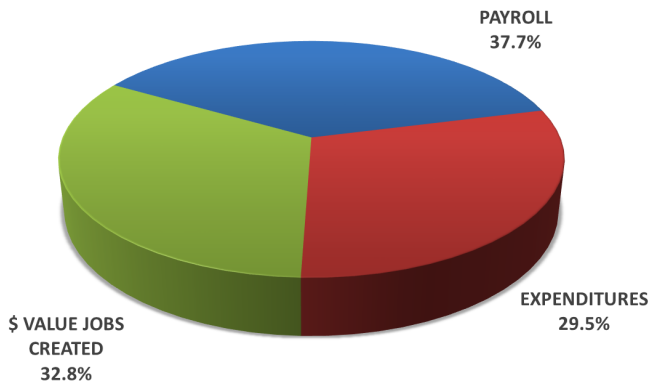
MILITARY: \$431,744,129  
 FEDERAL CIVILIAN: \$1,374,600,530  
 OTHER CIVILIAN: \$14,965,859

ANNUAL EXPENDITURES: \$1,426,152,537

ESTIMATED ANNUAL DOLLAR VALUE OF JOBS CREATED: \$1,583,610,180

**GRAND TOTAL: \$4,831,073,235**

TOTAL ANNUAL ECONOMIC IMPACT BY %  
TINKER AFB - FY18 STATE



TOTAL ANNUAL ECONOMIC IMPACT (\$M)  
TINKER AFB - FY18 STATE

